

Scaled data based on original data using
LM-79-08 Approved Method: Electrical and Photometric Measurements of Solid-
State Lighting Products

Test Report Prepared for
Cooper Lighting Solutions
(formerly Eaton)

Brand: STREETWORKS

Report Number: P451250

Luminaire Tested: **GLAN-SA2A-760-U-T1**

Issue Date: 1/4/2021

Test Information

Test Method: LM-79-08
Report Number: P451250
TEST IS SCALED FROM IESNA LM-79-08 TEST DATA (G3-2011-042-5)
Test Lab: INNOVATION CENTER
Issue Date: 1/4/2021
Manufacturer: COOPER LIGHTING SOLUTIONS (FORMERLY EATON)
Product Line: STREETWORKS
Catalog Number: GLAN-SA2A-760-U-T1
Description: GALLEON AREA AND ROADWAY LUMINAIRE
(2) 70 CRI, 5700K, 615mA LIGHTSQUARES WITH 16 LEDS EACH AND TYPE I OPTICS
Light Source: -
Ballast/Driver: ELECTRONIC DRIVER

Summary

Lumens per Lamp: N/A
Luminaire Lumens: 9180 lumens
Efficiency: N/A
Efficacy: 145.7 lumens/watt
Luminous Opening: Rectangular (W 0.5' x L: 1' x H: 0')
IES Classification: Type I - Short
BUG Rating: B3 - U0 - G3

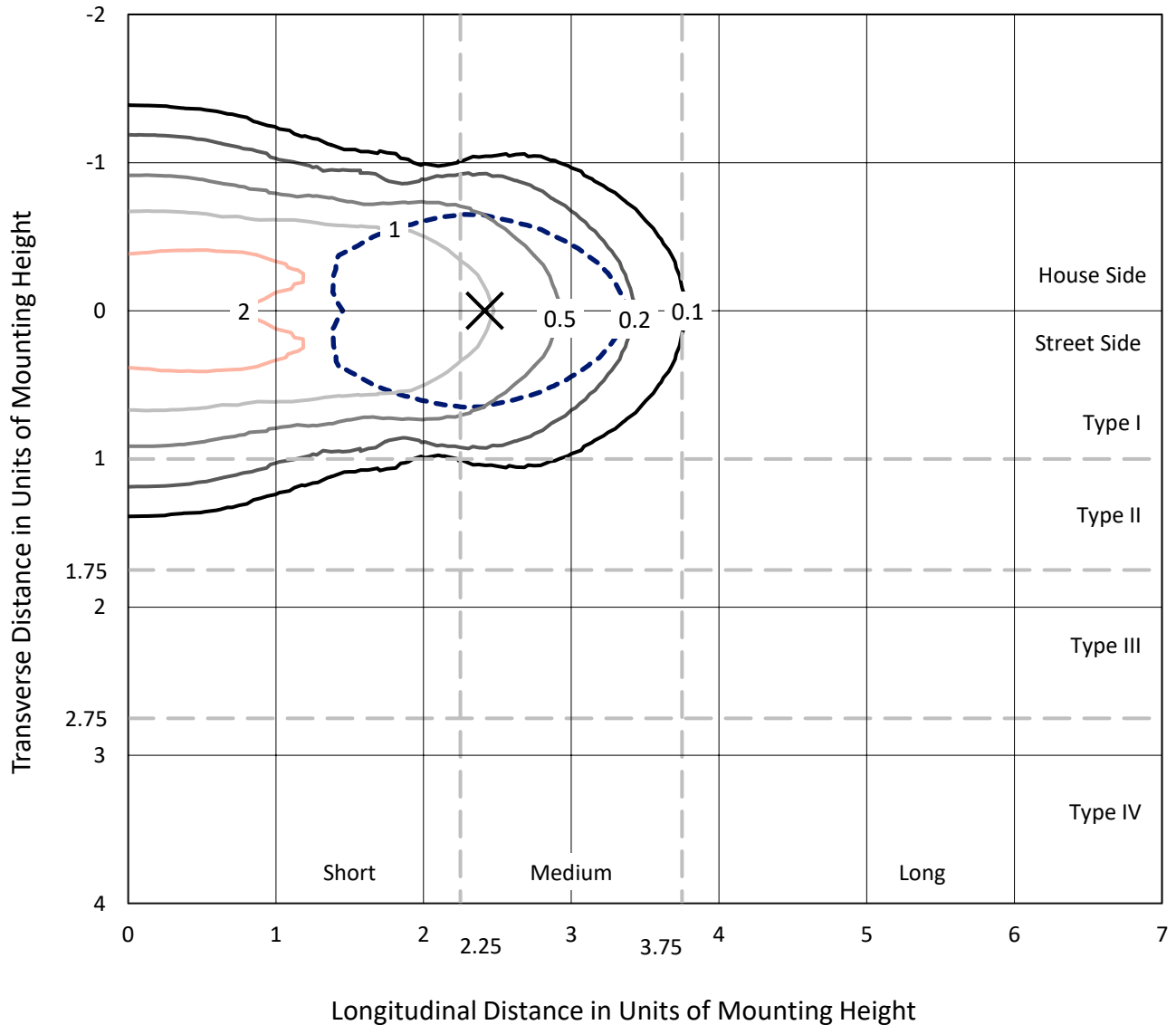
Input Watts (W): 63
Input Voltage (V): NR
Input Current (A_{in}): NR
Voltage Rise (V): NR
Power Factor: NR
Total Harmonic Distortion (THDi): NR
Frequency (hertz): 60
Stabilization Time: NR
Operation Time: NR
Ambient Temperature (°C): NR
Test Distance: 24 FT



REPORT NUMBER: P451250
 CATALOG NUMBER: GLAN-SA2A-760-U-T1

Iso-Footcandle Lines of Horizontal Illumination

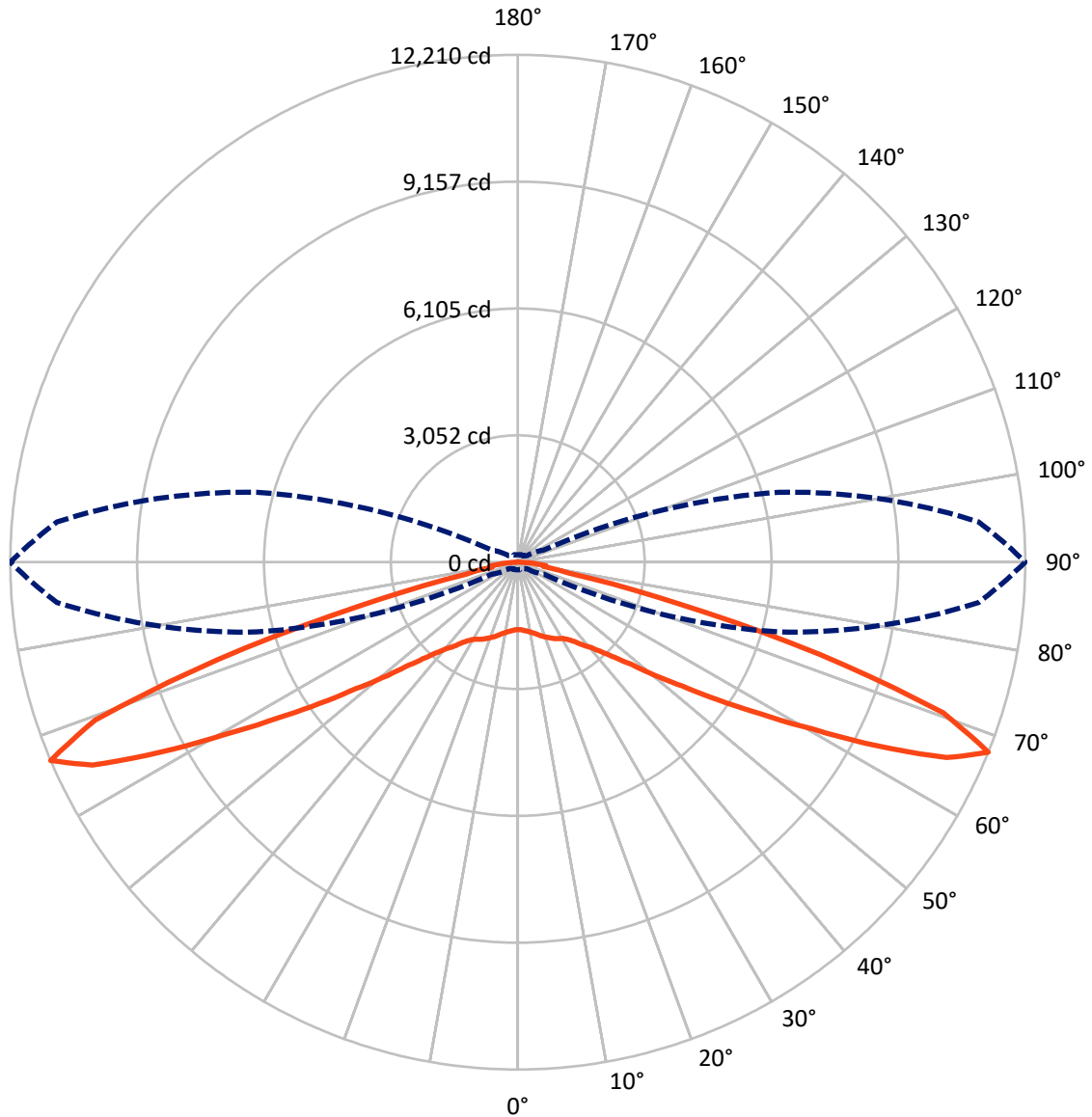
× Max cd
 - - - 1/2 Max cd



Based on 25 foot mounting height. Maximum calculated value = 2.7 fc
 Type I - Short - N/A

REPORT NUMBER: P451250
CATALOG NUMBER: GLAN-SA2A-760-U-T1

Luminous Intensity Polar Plot



— Vertical Plane Through 90-Deg Lateral - - - Horizontal Cone Through 67.5-Deg Vertical

REPORT NUMBER: P451250

CATALOG NUMBER: GLAN-SA2A-760-U-T1

FLUX DISTRIBUTION:

		Downward	Upward	Total
House Side	Lumens	4590.0	0.0	4590.0
	% Fixture	50.0	0.0	50.0
Street Side	Lumens	4590.0	0.0	4590.0
	% Fixture	50.0	0.0	50.0
Total	Lumens	9180.0	0.0	9180.0
	% Fixture	100.0	0.0	100.0

ZONAL LUMENS:

Zone	Lumens	% Fixture
0°-10°	162.0	1.8
10°-20°	518.4	5.6
20°-30°	867.7	9.5
30°-40°	1175.5	12.8
40°-50°	1488.9	16.2
50°-60°	1860.0	20.3
60°-70°	2186.4	23.8
70°-80°	836.4	9.1
80°-90°	84.7	0.9
90°-100°	0.0	0.0
100°-110°	0.0	0.0
110°-120°	0.0	0.0
120°-130°	0.0	0.0
130°-140°	0.0	0.0
140°-150°	0.0	0.0
150°-160°	0.0	0.0
160°-170°	0.0	0.0
170°-180°	0.0	0.0
0°-90°	9180.0	100.0
0°-180°	9180.0	100.0

Coefficient of Utilization



REPORT NUMBER: P451250

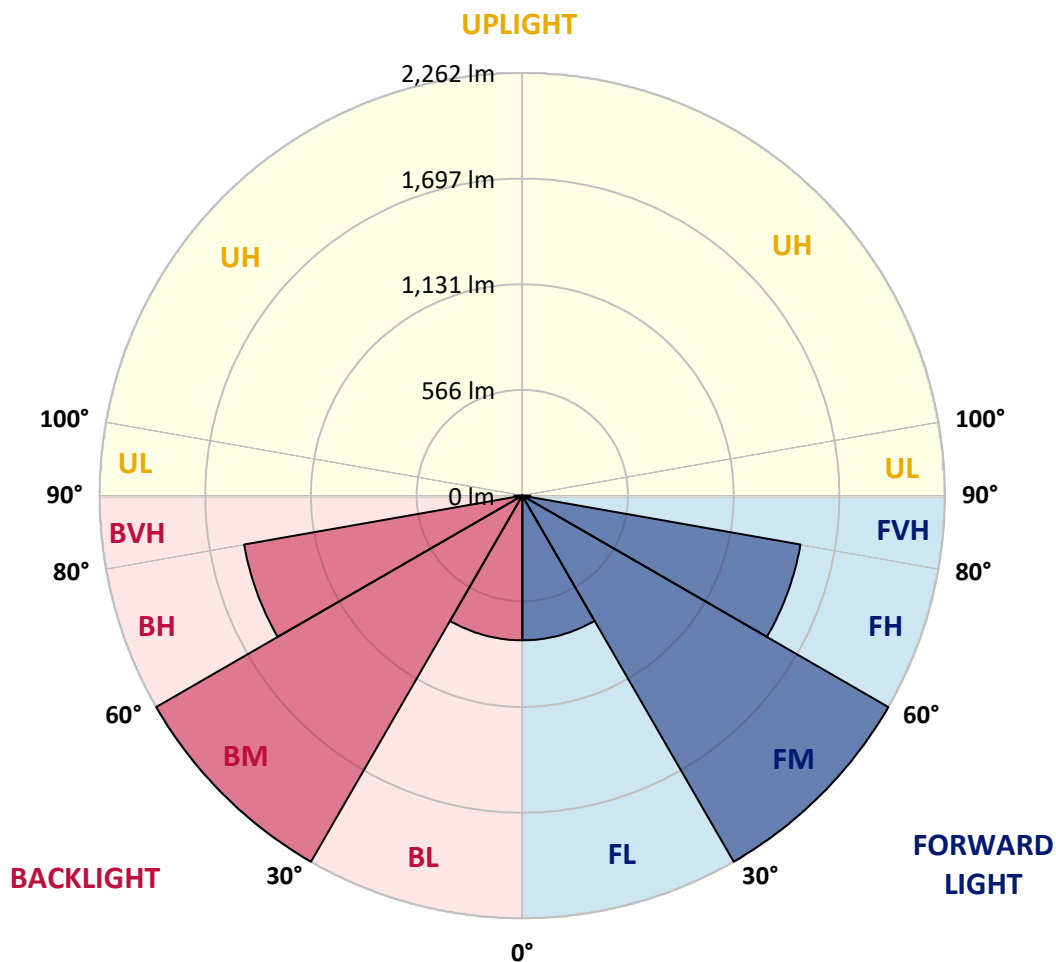
CATALOG NUMBER: GLAN-SA2A-760-U-T1

LUMINAIRE CLASSIFICATION SYSTEM LUMEN TABLE AND BUG RATING:

Zone	Lumens	% Fixture	Zone Rating/Lumen Limit		
			B	U	G
FL (0°-30°)	774.0	8.4			
FM (30°-60°)	2262.2	24.6			
FH (60°-80°)	1511.4	16.5			G1/1800
FVH (80°-90°)	42.4	0.5			G1/100
BL (0°-30°)	774.0	8.4	B2/1000		
BM (30°-60°)	2262.2	24.6	B2/2500		
BH (60°-80°)	1511.4	16.5	B3/2500		G3/2500
BVH (80°-90°)	42.4	0.5			G1/100
UL (90°-100°)	0.0	0.0		U0/0	
UH (100°-180°)	0.0	0.0		U0/0	

BUG Rating: B3-U0-G3

Type I Short





REPORT NUMBER: P451250
 CATALOG NUMBER: GLAN-SA2A-760-U-T1

CANDELA DISTRIBUTION (FULL):

	0°	5°	15°	25°	35°	45°	55°	65°	75°	85°	90°
0°	1625.1	1625.1	1625.1	1625.1	1625.1	1625.1	1625.1	1625.1	1625.1	1625.1	1625.1
2.5°	1646.0	1645.0	1645.5	1645.0	1646.5	1645.5	1639.4	1634.3	1630.2	1630.7	1629.2
5°	1681.1	1681.6	1682.1	1679.5	1683.1	1681.1	1671.4	1663.3	1655.1	1652.1	1651.1
7.5°	1710.0	1712.6	1714.1	1716.6	1722.7	1722.7	1717.7	1706.0	1688.2	1678.0	1677.5
10°	1739.0	1741.0	1745.6	1753.8	1763.9	1773.6	1771.5	1755.8	1732.9	1715.6	1711.6
12.5°	1749.2	1751.7	1767.0	1790.4	1813.2	1832.0	1832.0	1819.3	1789.8	1763.4	1755.8
15°	1713.6	1718.2	1745.6	1795.4	1855.4	1896.6	1905.7	1888.0	1856.4	1815.8	1806.6
17.5°	1642.9	1654.1	1694.3	1768.0	1867.6	1953.0	1979.5	1970.8	1930.1	1878.3	1867.6
20°	1567.2	1579.4	1622.1	1719.7	1857.5	1986.1	2062.8	2064.9	2014.5	1939.3	1923.5
22.5°	1483.8	1493.0	1547.9	1662.3	1827.0	1993.7	2134.5	2169.6	2101.5	2000.3	1977.9
25°	1390.3	1400.5	1457.9	1581.4	1769.5	1985.0	2200.1	2277.3	2192.4	2065.4	2036.9
27.5°	1300.8	1304.9	1366.4	1492.0	1693.8	1962.7	2248.4	2376.5	2293.1	2119.2	2083.2
30°	1214.9	1224.6	1279.0	1403.0	1606.8	1919.0	2290.0	2489.3	2401.4	2175.7	2129.4
32.5°	1123.9	1135.6	1194.6	1320.1	1519.9	1853.4	2315.5	2612.8	2552.3	2267.2	2217.9
35°	1036.5	1044.1	1103.6	1225.6	1435.0	1777.1	2320.0	2752.1	2747.0	2405.9	2340.4
37.5°	947.0	958.2	1018.2	1135.1	1345.1	1696.3	2297.2	2900.0	2981.9	2598.6	2527.9
40°	861.1	870.8	929.7	1047.7	1242.9	1597.7	2242.8	3035.3	3255.9	2796.9	2696.7
42.5°	767.6	770.1	834.7	954.7	1142.7	1483.3	2164.5	3155.7	3561.4	3062.7	2938.2
45°	661.3	668.0	727.9	845.9	1027.9	1355.2	2058.2	3255.4	3948.7	3431.3	3261.5
47.5°	555.1	560.7	615.6	732.0	902.3	1208.3	1894.6	3342.8	4346.3	3899.4	3676.8
50°	451.4	454.5	499.2	602.4	761.0	1053.8	1691.7	3370.8	4795.6	4562.3	4278.1
52.5°	356.9	361.4	395.5	476.3	610.0	871.3	1472.6	3301.6	5320.2	5348.2	4947.6
55°	289.2	290.8	316.2	375.7	476.8	680.2	1208.3	3109.0	5884.5	6355.2	5844.3
57.5°	249.1	250.1	264.3	297.4	367.0	512.9	937.4	2744.5	6391.3	7535.0	6878.3
60°	226.2	226.7	234.9	254.2	290.8	393.5	671.5	2230.1	6891.5	8848.1	8163.3
62.5°	212.0	212.0	217.6	228.2	246.0	302.0	486.5	1608.9	7234.1	10180.4	9747.3
65°	198.3	198.3	202.3	209.9	219.6	247.1	359.4	1049.2	7225.5	11150.8	11340.4
67.5°	182.5	182.5	185.5	193.2	198.8	212.5	277.6	687.3	6490.4	11129.5	12209.7
70°	163.7	163.7	167.8	174.4	178.9	187.6	219.1	470.2	4768.2	9502.8	10858.5
72.5°	144.9	145.4	147.9	154.5	158.1	163.2	182.0	329.4	2925.0	6470.6	7592.5
75°	124.0	125.1	127.6	134.2	137.3	139.3	153.5	234.9	1479.8	3488.7	3972.1
77.5°	100.1	102.2	103.7	110.8	112.9	115.9	126.6	169.8	649.7	1253.6	1264.7
80°	73.2	75.7	80.3	86.9	88.5	90.5	96.6	120.5	294.3	572.4	621.7
82.5°	53.9	57.4	51.9	60.5	60.5	58.0	68.1	80.8	135.2	566.8	678.1
85°	29.5	30.0	26.9	31.0	33.0	32.5	36.1	39.7	65.6	378.2	389.9
87.5°	7.1	7.6	8.1	9.7	11.7	11.7	12.7	11.2	21.4	122.5	70.2
90°	0.0	0.0	0.0	0.0	0.0	0.0	0.0	0.0	0.0	0.0	0.0

(END OF REPORT)